



Steps to Check the Diary in MCB Parents Login

Dear Parents, Please follow the below steps to check the Students Diary online in Mobile App.

Login to MCB

Login to MCB mobile app by entering parents Login (ex. User Name : p_141010245, Password : XXX). If you do not have the app you can download from the google play store by searching "GIIS Hyderabad".

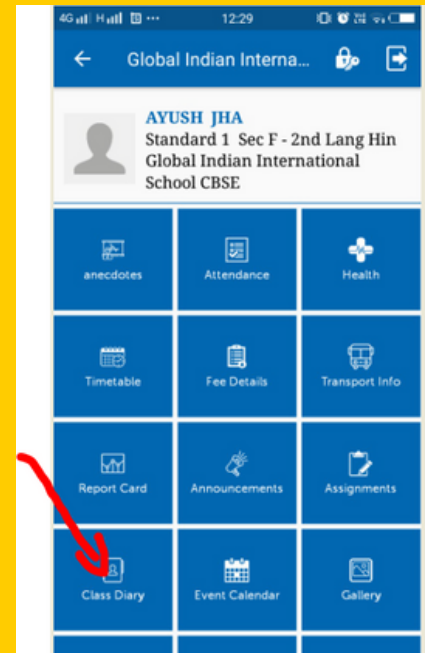
STEP 01



STEP 02

Students Details Page

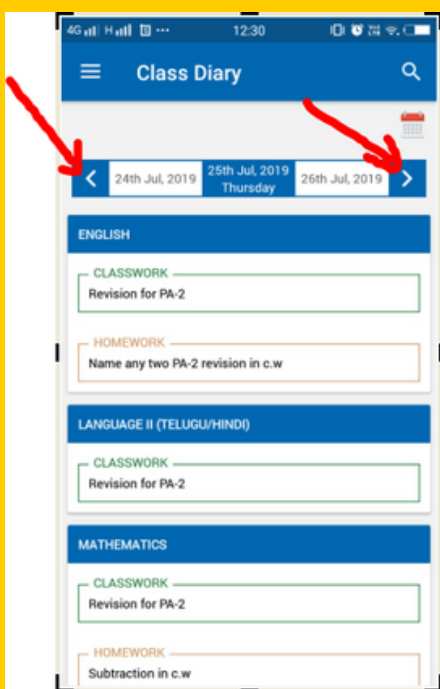
you will get a similar screen on your Mobile which shows your ward details, Just click on the students name in the middle of the screen.



Home Grid View

Once you enter into the main home page, you need to select the tab "Class Diary".

STEP 03



STEP 04

Class Diary

Select the date by clicking on the left and right arrow, you will get the class Diary Subject wise.

That's All

Once you done checking diary, You can exit the app by just clicking on the exit button on top right corner.

STEP 05

